

OSS popularity: Understanding the relationship between user-developer interaction, market potential and development stage

*Clémence CHERUY**, *Frank ROBERT*** & *Nassim BELBALY***

* Université Toulouse III Paul Sabatier, Laboratoire Gouvernance
et Contrôle Organisationnel, France

** Montpellier Business School

ABSTRACT

Following the growing interest and concerns regarding the open source software (OSS) phenomenon among academics and practitioners, many studies have been conducted to understand the factors that influence OSS success. However, research has primarily explored such factors in the context of well-known projects, such as Linux and Apache. Yet, lesser-known projects must be examined to gain a more complete understanding. Accordingly, this paper focuses on lesser-known projects to examine three factors that influence OSS popularity: user-developer interaction, market potential and development stage. Specifically, we develop an empirical model of OSS popularity and test our hypotheses on data from 657 open source projects. The findings show that the combination of the three factors has a positive effect on OSS popularity. Moreover, in contrast to previous research, the results reveal that exchanges among users and developers have a stronger influence on OSS popularity than bug-related activities. Overall, this research provides a novel way to measure OSS popularity for lesser-known projects and offers organizations a better understanding of OSS.

Keywords: *Open source software, OSS development, OSS popularity, User-developer interaction, Market potential, Development stage.*

RÉSUMÉ

Alors que le logiciel libre a particulièrement retenu l'attention et l'intérêt du monde académique et managérial, beaucoup de recherches ont cherché à comprendre les facteurs de succès de ces logiciels OSS. Cependant, ces recherches se sont principalement concentrées sur des projets reconnus et de grande envergure, tels que Linux ou Apache. Une investigation des projets moins connus permettrait une compréhension plus complète et d'éviter un taux d'échec important des projets OSS. Cette étude investigate donc la combi-

raison de trois facteurs : les interactions des utilisateurs et développeurs, la pénétration du marché et le stade de développement, afin d'observer leur impact sur la popularité des projets OSS peu connus. Nous avons pour cela développé un modèle empirique de la popularité des OSS, et avons testé nos hypothèses sur 657 projets de logiciel libre. Les résultats de cette recherche montrent que la combinaison des trois facteurs a un impact positif sur la popularité des OSS. De plus, contrairement aux études précédentes, nos résultats révèlent également que les interactions entre utilisateurs et développeurs ont un rôle plus important que les activités reliées à la résolution de bugs dans la réussite des projets. Cette recherche propose une nouvelle manière de mesurer la popularité d'un projet OSS et offrant ainsi aux organisations une meilleure compréhension.

Mots-clés : Logiciel libre, développement logiciel, popularité du logiciel, interaction utilisateurs/développeurs, stage de développement.

1. INTRODUCTION

Although the Open Source Software (OSS) phenomenon has long been characterized by the collaboration of volunteers who supply their work for free (Benbya & Belbaly, 2010), this phenomenon has progressively evolved towards a more commercially viable form labelled OSS 2.0 (Fitzgerald, 2006). The notable success of key OSS projects, such as the Linux computer operating system and the Perl programming language, has increased academic interest in OSS (Von Hippel & Von Krogh, 2003; Crowston *et al.*, 2012), and such interest has been nurtured by the need to understand the high failure rates of OSS projects to improve their overall success (Fitzgerald, 2009; Sutanto *et al.*, 2014). Accordingly, numerous studies have focused on the determinants of OSS project success (Crowston *et al.*, 2003, 2006; Fitzgerald, 2009; Midha & Palvia, 2012) by examining, for example, the influence of developers' motivations (Stewart *et al.*, 2005; Meissonier *et al.*, 2010), user utility (Stewart *et al.*, 2005), internal cohesion (Singh *et al.*, 2011), developers' technical achievements, and indicators of market success (Grewal *et al.*, 2006) to better understand how OSS projects succeed.

The definition of OSS success has different meanings across projects and stakeholders. OSS success is a development-oriented

measure and generally refers to the level of activity on a project (Stewart *et al.*, 2005). However, this definition is highly disputed (Crowston *et al.*, 2003) and somewhat difficult to measure. Therefore, some studies have proposed OSS popularity as a valuable indicator of the success of an OSS project, especially for lesser-known projects (Stewart & Ammeter, 2002; Crowston *et al.*, 2012). However, research on the factors that influence OSS popularity remains limited, and the few existing studies mainly focus on user involvement (e.g., Von Hippel & Von Krogh, 2003), the support network (Capra *et al.*, 2011; Sutanto *et al.*, 2014), project-specific characteristics such as the project age, software user license or target users (Stewart & Ammeter, 2002), and network embeddedness (Grewal *et al.*, 2006).

Consequently, further research is needed to examine OSS popularity by investigating other factors, or combinations of factors, to create new knowledge pertaining to open source projects (e.g., Von Hippel & Von Krogh, 2003; Singh *et al.*, 2011). Evaluating OSS popularity based on the combined effects of market potential (Grewal *et al.*, 2006), user-developer interaction (Wagstrom *et al.*, 2005; Barcellini *et al.*, 2008; Iivari, 2009a), and development stage (Stewart & Gosain, 2006) constitutes a different and logical way of determining the success of OSS projects. These

factors can benefit from the recognition of their joint effects on users, developers, project administrators and organizations. Further, a better understanding of the role of OSS actors would allow organizations to develop a favourable environment for stimulating and fostering OSS development. Although the three aforementioned factors have been studied separately, there is little evidence regarding their combined explanatory power for OSS success. Therefore, we believe that a joint focus on market potential, user-developer interaction, and development stage may help establish a better understanding of OSS popularity.

Though market penetration is often used to examine well-known projects such as Linux and Apache (Gallivan 2001; Mockus *et al.* 2002), the popularity of a project among potential users is a similar indicator that can be used for other OSS projects, including projects with much lower levels of participation and prominence, and is more representative of the majority of OSS projects (Krishnamurthy, 2002; Stewart & Gosain, 2006). Lesser-known projects are defined as projects that are not yet popular (renowned) in the community. Thus, by measuring the general level of interest in a project (i.e., its popularity measured by the number of downloads), we can better understand how OSS projects attract interest and input from the user-developer community. We can also provide a better way of assessing the overall success and interest level for OSS projects. Therefore, this study aims to explore lesser-known projects to obtain such evidence.

This research specifically investigates the following research questions: Does the combined effect of user-developer interaction and market potential lead to greater OSS popularity? Moreover, how does the development stage of a project influence this combined effect on OSS popularity? To answer our research questions, we tested our model by using data on 657 open source

projects hosted by Sourceforge.net that were focused on enterprise application development. The results indicate that the combination of market potential, user-developer interaction and development stage has a positive impact on OSS popularity.

We proceed as follows. The second section of the paper presents the theoretical background, the first subsection of which is dedicated to previous research on OSS success, a second subsection in which we explain the notion of OSS popularity, and a third subsection in which we present our conceptual model and formulate hypotheses regarding the factors that affect OSS popularity. The third section then presents the methodology used to test the model and the data analysis, and the fourth section reports the results. The implications of the results for theory and practices are subsequently discussed in the fifth section. Finally, the paper concludes with the limitations of our research and avenues for future research.

2. THEORETICAL DEVELOPMENT

In our case, we will focus on open source using a crowdsourcing platform made for OSS development – Sourceforge.net. This platform integrates developers and user's interactions with the aim of developing publicly available software. From a research perspective this platform will support our understanding on how user-developer interactions, coupled with market-based measures and development stage variables, explain OSS popularity. Moreover, the aim of this paper is to explore OSS popularity to better understand its antecedents and determinants for lesser-known projects. However, the notions of popularity and success are often confused in the literature. Thus, we will first refer to the literature describing OSS success and its determinants to better

understand the notion of success and its related limitations. Then, we will develop the notion of OSS popularity, explaining why we prefer to use this performance metric in our study.

2.1. Key determinants of OSS success

The success of OSS projects has become a critical topic with the growing usage of OSS products by private and government organizations (Sen, 2007a). In their taxonomy of OSS research, Aksulu and Wade (2010) grouped together performance metrics and identified quality and success as the two major metrics used to measure OSS performance. Software quality generally refers to OSS features such as usability, feasibility, and adaptability and their impact on OSS adoption and diffusion (e.g., Jørgensen, 2001; Yu *et al.*, 2006), whereas studies on OSS success generally focus on factors affecting or encouraging the value of OSS (Aksulu & Wade, 2010).

In our study, we focus on OSS success. A common method for examining OSS success is to link it to the IS success model developed by DeLone and McLean (1992, 2002, 2003), which includes six interrelated measures of success: system quality, information quality, use, user satisfaction, individual impact, and organizational impact. However, these measures do not always consider the unique characteristics of OSS, such as the development environment in which an OSS project evolves (Crowston *et al.*, 2003). Moreover, the IS success model rely mainly on the adoption by both individual and organizational unit (e.g. Subramanian & Sen, 2009) and does not consider the success of OSS as a product (Crowston *et al.*, 2006). In our case we are studying the product success of the OSS developed.

To overcome these issues, previous studies have analysed different factors affecting

project success. To better understand these factors, we propose an ad hoc OSS classification system in which categories are used to summarize empirical observations related to OSS success (adapted from Webster & Watson, 2002). We proceeded as follows. First, we divided our primary concept, the determinants of OSS success, into two subcategories: internal and external factors. Internal determinants of OSS success are factors directly related to software itself, such as the type of license (e.g., Comino *et al.*, 2007; Subramanian *et al.*, 2009) we investigate open source software (OSS), software quality (e.g., Lee *et al.*, 2009), internal community (e.g., Meissonier *et al.*, 2010), and OSS norms and values (e.g., Stewart & Gosain, 2006), and their potential impacts on OSS success. Because OSS success also depends on external relationships that project members have with developers outside of the focal project (Singh *et al.*, 2011), external determinant factors refers to the impact of external interactions and interest level, such as the community service quality (e.g., Grewal *et al.*, 2006; Lee *et al.*, 2009), network (e.g., Dalhander & Magnusson, 2005; Méndez-Durón & García, 2009), commercialization and sponsorship (e.g., Lerner & Tirole, 2005), and user interest (e.g., Bagozzi & Dholakia, 2006; Von Krogh & Von Hippel, 2006). The internal and external factors that we highlight in Table 1 have been demonstrated to be drivers of OSS success.

However, the definition of success has differed across projects and stakeholders (Crowston *et al.*, 2003), and previous studies have commonly acknowledged that the success of OSS projects can be interpreted in different ways (Crowston & Scozzi, 2002; Capra *et al.*, 2011). Grewal *et al.* (2006) explain that measuring the success of OSS projects in terms of technical achievements or market success represents an incomplete picture of success. Several studies used

the term popularity to examine the performance of OSS projects. Consequently, popularity can complete this picture as an indicator of OSS success. Hence, rather

than explaining success of OSS, we focus on OSS popularity as an outcome of OSS performance. In the next section, we develop the notion of popularity.

Articles	Determinants of OSS success							
	Internal Factors				External Factors			
	OSS type of license	Software quality	Developers (skills, size, leadership, motivation, reputation)	OSS norms & values	Community service quality	Network	Commercialization & sponsorship	User interest & motivation
Bagozzi & Dholakia (2006)					×			×
Bonaccorsi & Rossi (2003)			×					×
Brabham (2008)								×
Cai & Zhu (2016)			×					
Comino <i>et al.</i> (2007)	×	×	×					
Crowston & Scozzi (2002)	×	×			×			
Dahlander & Magnusson (2005)						×	×	
Grewal <i>et al.</i> (2006)					×	×		
Lee <i>et al.</i> (2009)		×			×			
Lerner & Tirole (2005)	×						×	×
Meissonier <i>et al.</i> (2010)			×					
Méndez-Durón & Garcia (2009)						×		
Peng <i>et al.</i> (2013)						×		
Sarker & Schneider (2009)			×					
Sen (2007a, b)			×				×	
Sen <i>et al.</i> (2015)	×							×
Sen (2007a), Sen <i>et al.</i> (2012)	×							×
Shah (2006)			×					×
Stewart & Gosain (2006)				×	×			
Stewart <i>et al.</i> (2006)	×	×					×	×
Subramaniam <i>et al.</i> (2009)	×		×			×		
Von Krogh & Von Hippel (2006)								×

Table 1. Antecedents of OSS success

2.2. The notion of OSS popularity

Stewart *et al.* (2005, 2006) found that popularity is related to one measure of OSS success and define it as the level of interest and attention that the project generates among current and potential users (Stewart *et al.*, 2005; Crowston *et al.*, 2012). This parameter is crucial to estimate a project potential, as it is an indicator of how the community (users and developer) assesses a project (Capra *et al.*, 2011). The level of interest is commonly measured by indicators such as the number of downloads. This component is particularly relevant as it evaluates the number of unique downloads of a project, thus considering the popularity of the project from the final user’s perspective (Crowston *et al.*, 2003; Capra *et al.*, 2011). It allows decision-makers to reevaluate, adjust, or rectify how to lead the project, directly reflecting the current level of interest (Stewart *et al.*, 2005).

Thus, OSS popularity is considered as a key success factor for OSS projects, since it evaluates the extent to which an OSS project is able to attract community interest in the project software (Subramaniam *et al.*, 2009; Ghapanchi, 2013). Moreover, it is much easier to gather data on popularity factors such as user and developer interest due to the openness of the development environment (Ghapanchi, 2013). As a result, academics started to investigate antecedents of OSS popularity to better understand why a project becomes successful or not. We summarize empirical observations related to OSS popularity using an ad hoc classification (adapted from Webster & Watson, 2002) of OSS success factors. We use external and internal factors as well to classify OSS popularity determinants (Table 2).

When comparing OSS success and OSS popularity factors, the first observation that we can make is that far fewer studies have investigated the notion of OSS popularity than those that have examined OSS

Articles	Determinants of OSS popularity					
	Internal Factors			External Factors		
	OSS license	Firm involvement	Project status	Developer support	User network	Sponsorship
Capra <i>et al.</i> (2011)		×				
Ghosh <i>et al.</i> (2013)				×		
Sen (2007a,b)	×		×			
Stewart & Ammeter (2002)	×		×			×
Stewart <i>et al.</i> (2005)	×					
Sutanto <i>et al.</i> (2014)					×	

Table 2. Antecedents of OSS Popularity

success factors. Second, and as argued by Ghapanchi (2015), a review of these prior studies has identified a lack of literature exploring software development process considerations that predict user interest in an OSS project (Conley, 2008). Third, Crowston *et al.* (2003) explain that the development environment in which an OSS project evolves must account for user interest. Thus, Crowston *et al.* (2003) identify three measures that are more representative of OSS project performance: project activity level, development/team community, and time required to fix bugs. More specifically, Crowston *et al.* (2003) argue that instead of measuring the actual use, the particularities of an OSS project must be measured by assessing input (level of activities), process (speed of bug fixing) and output (popularity). While previous research mainly explores isolated factors (cf. table 2) rather than exploring only the development process, which can explain popularity, we think that we need a deeper examination of the input, process and output as determinants of OSS popularity.

We identify that (1) success directly refers to the level of a project, whereas popularity refers to the level of individual attraction (e.g., Sutanto *et al.*, 2014), and (2) less is known about the determinants of popularity (Crowston *et al.*, 2003; Ghapanchi, 2015). To overcome these gaps in the literature, our study focuses on OSS inputs based on user-developer activities, the OSS development process, including the status of the project, and OSS popularity as an outcome. The next subsection explains the variables we use as drivers of popularity to develop our hypotheses and research model.

2.3. Hypotheses and research model development

To understand OSS project popularity, we must consider why users would choose one software solution over another (Stewart *et al.*, 2005). As suggested by Crowston *et al.* (2003), we build our model by following the overall OSS development process, which includes input, process and output (figure 1).

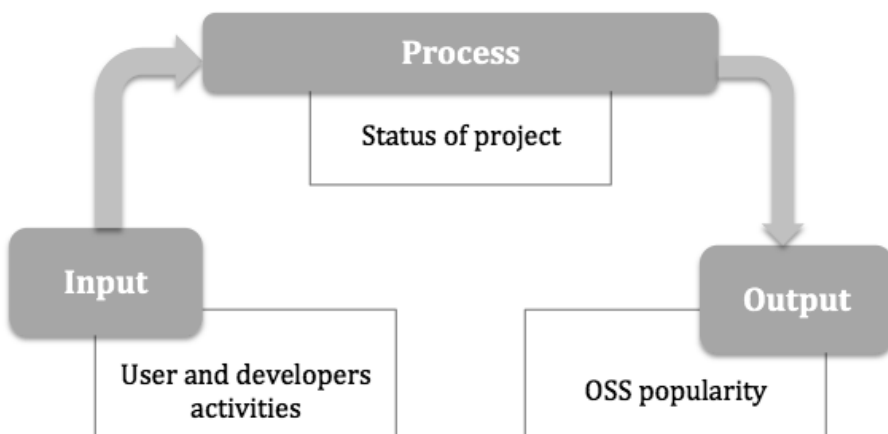


Figure 1. Development process of OSS project

First, the input considers the relationship between the user and developers by using information flow, bugs and market-based measures. Indeed, successful OSS/technical support (OSS developer support) increases the fit of a project interest with OSS users, which can increase OSS popularity (Ghosh *et al.*, 2013). Past research highlights that the OSS project environment enables more diversity and creativity given the high level of interactions and communication between different parts, producing higher levels of innovation (Vujovic & Ulhøi, 2008; Aksulu & Wade, 2010). These interactions and the resulting potential creativity are essential to attracting potential users, thus generating popularity (Nambisan & Wilemon, 2000). In addition, we must include both the developers' technical achievements and indicators of market success to provide a comprehensive overview of OSS performance (Grewal *et al.*, 2006). Thus, market potential can be examined as the right indicator of general project interest and market success (e.g., Grewal *et al.*, 2006). OSS market potential can be explained by using network embeddedness theory (Sutanto *et al.*, 2014), which suggests that potential users can be influenced by user support provided by the community regarding product use (voluntary contributions within an OSS community). Hence, when the number of queries increases, the number of visits to the OSS project website increases (Singh *et al.*, 2011; Sutanto *et al.*, 2014). Consequently, the market potential of the OSS project increases, positively affecting the popularity of the project. Second, to evaluate the notion of process, we consider the evolution of the project itself. Based on the IS literature, the project stage is likely to be a salient contingency factor that affects OSS project performance (e.g., Majchrzak *et al.*, 2000; Qureshi & Vogel, 2001). Given the iterative process of an OSS project, which results from the interaction and re-adaptation between developers and users

based on users' needs, the development stage should also influence OSS popularity because more mature and stable OSS projects should have greater numbers of views and downloads. However, many prior studies have used the development stage only as a control variable and not as a factor that influences OSS popularity (Stewart & Gosain, 2006; Singh *et al.*, 2011; Sutanto *et al.*, 2014). Third, the output includes studies on OSS popularity, which have investigated the previous influencing factors separately; therefore, examining their combined effect will play a critical role in providing new knowledge regarding open source projects (e.g., Von Hippel & Von Krogh, 2003; Singh *et al.*, 2011). Overall, the effect of the user community (e.g., Dahlander & Magnusson, 2005; Toral *et al.*, 2010) on OSS popularity depends on the combined effects of user-developer interaction (Wagstrom *et al.*, 2005; Barcellini *et al.*, 2008; Iivari, 2009b); market potential, which signals the general interest level (Grewal *et al.*, 2006); and development stage (Stewart & Gosain, 2006). Therefore, this paper investigates user-developer interaction, market potential and development stage as antecedents of OSS popularity (Figure 2).

2.3.1. User-developer interactions

To explain the role of user-developer interaction in the context of OSS development, we rely on the phenomenon of mutual adaptation in the technology transfer process (Leonard-Barton & Sinha, 1993). The process of transferring a technical system from developers to users always differs depending on the context (Leonard-Barton & Sinha, 1993). Thus, additional transformations and adaptations are required to fit the system to the operating environment. In other words, even if the developers fit their system to their original technical objectives, they often have to readapt it during the project development process. During

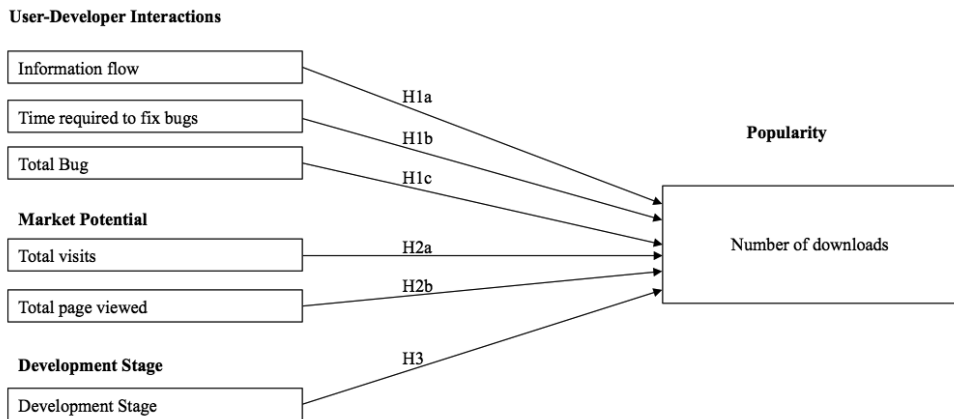


Figure 2. Conceptual model

the development process, developers and users can exchange knowledge by jointly exploring the full potential of a new system (Barcelli *et al.*, 2008; von Hippel, 2001).

Developers are defined as project team members who are directly registered on the project profile as developers who directly contribute to the project development. They are involved in different project activities, such as programming work, reviewing the source code, and detecting and fixing bugs (Ghanpanchi, 2013). Developers have a central role, as they are the primary source of an emerging OSS project. However, previous studies in the OSS literature commonly recognize that users play a critical role in the evolution of open source products (e.g., Von Hippel & Von Krogh, 2003; Singh *et al.*, 2011), as they strongly contribute to the modification and considerable improvement of such products. Numerous studies have developed measures based on user contributions to capture OSS project popularity. For example, user satisfaction, which is measured on the basis of users' interest in a project according to user ratings and via user surveys or user opinions on mailing lists, is a commonly used measure of system performance (Crowston *et al.*, 2003, 2006). Other measures focus on the development process,

such as the level of activity of users' contributions (Crowston *et al.*, 2006). However, in the context of OSS, user involvement is hugely complex because user involvement may be used only as a buzzword or weapon for achieving solely managerial ends (Iivari 2009a). In the context of OSS, a user's role can be divided into two categories: technical readers and non-technical readers, which can act as consultative and participative users, respectively, or only as consultative users (Iivari 2009a). Users are consultative only when their role consists of commenting on predefined design solutions, whereas participative users actively participate in the design process and are also decision makers (Damodaran, 1996; Iivari, 2009a). More recently, Sutanto *et al.* (2014) similarly differentiated between active and passive users, explaining that active users provide answers to queries posted in the community discussion forum, whereas passive users are community members who post only knowledge-acquiring messages. The authors demonstrated that this effective online user support community is also necessary to foster OSS use and popularity by contributing to OSS development and to influence the user community either positively or negatively (Sutanto *et al.*, 2014). In particular, users

interest and involvement as well as user communication about an OSS project have been proven to have a positive impact on OSS popularity (Ghapanchi, 2013). Thus, it is clearly recognized that both developers and users have identified their roles in the development of an OSS project and have considerable impact on OSS project performance. In other words, the interaction between users and developers can reinforce the mutual adaptation that occurs during project development to meet users' expectations. To better understand the role of both users and developers, we argue that we must focus intensely on the nature of the interactions between users and developers and their impact on OSS project popularity. Based on prior research studies, we argue that the user-developer interaction is an important factor that affects OSS popularity.

To capture the level of the user-developer interactions, we focus on two elements. First, the OSS literature generally uses the exchange of information, or information flow, among these participants. Information flow represents the level of exchanges between co-workers and leverages the knowledge of others within the community (Sharma *et al.*, 2002). Other studies have recognized that the flow of information among OSS members (developers and users), which is indicative of the level of interaction within the community, plays a critical role in the way in which problems are solved (Von Hippel & Von Krogh, 2003), bugs are fixed, patterns are identified and collaboration is carried out (Xu *et al.*, 2007). Using social network analysis, academics have demonstrated that such communication among members has a positive impact on OSS success (Miralles *et al.*, 2006; Wu *et al.*, 2007; Stuermer *et al.*, 2009; Iivari, 2009a; Benkeltoum, 2013). In the context of our study, we argue that information flow is a valuable indicator of the level of interaction between users and developers with respect

to its impact on OSS popularity. Thus, we posit the following hypothesis:

H1a: Information flow among users and developers during OSS activities will positively influence OSS popularity.

The OSS literature has examined "bug-related activities" to understand the role of OSS communities in OSS success. More specifically, scholars have focused on whether OSS users and developers test new releases, submit bug reports, request features, and help others install, configure, and use software (Zhang *et al.*, 2013; Choi *et al.*, 2015). Thus, examining activities related to fulfilling bug reports and feature requests might yield useful data regarding a project's status (Crowston *et al.*, 2003). The number of bugs solved has been shown to influence the quality of software (Crowston *et al.*, 2003; Sohn & Mok, 2008). For instance, academics have measured OSS project success by using bug-related activities such as the number of bugs fixed (Grewal *et al.*, 2006), the time required to fix bugs (the ratio between fixed bugs and total bugs) (Crowston *et al.*, 2006), and the number of bug reports (Lakhani & Von Hippel, 2003). This process of contributing to the code and fixing bugs has been demonstrated to be carried out in an iterative manner (Midha *et al.*, 2010). Indeed, the effectiveness of the support community captures the interaction between users and developers, as users' activities are often represented by bug-reporting activities and a greater number of people working on the code allows developers to identify and fix bugs more quickly (Stewart & Gosain, 2006). We argue that bug-related activities constitute a good indicator of the quality of interaction among users and developers, which influences OSS popularity. Thus, we posit the following hypothesis:

H1b: The time required to fix bugs during OSS development will positively influence OSS popularity.

H1c: The total number of fixed bugs during OSS development will positively influence OSS popularity.

2.3.2. Market potential

The notion of market potential has been used as an indicator of general project interest (e.g., Grewal *et al.*, 2006). OSS market potential can be explained by using network embeddedness theory (Sutanto *et al.*, 2014), which suggests that potential users can be influenced by community-provided user support regarding product use (voluntary contributions within an OSS community). As a result, a more active user community often improves perceptions of a project because of the resulting positive word of mouth (Van den Bulte & Lilien, 2001), which generally increases the potential and viability of the project. The notion of market potential has often been associated with understanding OSS global diffusion among potential end-users to drive dynamic diffusion (Lakka *et al.*, 2012).

Market potential, therefore, recognises the interest level of potential users for a particular project. Different factors can drive the market potential of OSS projects. For example, Lakka *et al.* (2012) analysed socio-economic factors or conditions and their relations with OSS market saturation. They found that high user interest is positively associated with institutional quality. Other social factors, however, such as pressure from end users to increase the social responsiveness of a programme (Miralles *et al.*, 2006), have demonstrated that active user-developer interaction may be able to mobilize other volunteers to respond to some of the user queries, which may increase a project's market potential and, consequently, its popularity (Sutanto *et al.*, 2014).

Project success varies with the number of page views (how many pages of each OSS project have been visited) and number of

visits (how many visitors have looked at the OSS project) as indicators of the market potential of a project, as the numbers of page views and visits directly indicate the general interest level in the project and its market potential (Grewal *et al.*, 2006). Hence, when the number of queries increases, the number of page views and visits on the OSS project website increase (Singh *et al.*, 2011; Sutanto *et al.*, 2014) and the market potential of the OSS project rises, which positively affects its popularity. In other words, when there is positive word of mouth within the network of users, the number of page views and visits will increase (Van den Bulte & Lilien, 2001). In contrast, negative word of mouth dissuades users from visiting the project website, thus lowering the number of page views and visits (Grewal *et al.*, 2006). Thus, the number of page views and the number of visits are good indicators of market potential. This assumption allows us to propose the following hypothesis:

H2a: Total visits will have a positive impact on OSS popularity.

H2b: Total page views will have a positive impact on OSS popularity.

2.3.3. Development stage

Recently, Sutanto *et al.* (2014) found that the development stage of an OSS project affects the number of downloads, which affects OSS popularity. In other words, various studies have shown that the number of downloads increases when OSS projects reach the production stage (i.e., the mature stage). Indeed, when a project is mature and advances to a later stage of development, the project is stable, and it can accumulate a greater number of important outcomes (user-developer interaction) that influence its popularity (Stewart & Gosain, 2006). As explained earlier, developers must always improve their product so that they meet

users' expectations, account for market evolution and resolve bugs. Wynn (2004) found that the fit between the satisfaction and involvement of both developers and users during the life cycle stages of an OSS project constitutes an indicator of project success. In addition, Stewart and Gosain (2006) explain that both input and output measures of effectiveness are functions of development stage due to the unpredictable utility of success in an earlier development stage. As we want to analyse the development processes that lead to popularity (including input, process and output), we need to account for the potential evolution through different stages of development of lesser-known OSS projects and the impact of these changes on popularity. We thus propose the following hypothesis:

H3: The development stage and maturity of an OSS project will have a positive impact on OSS popularity.

2.3.4. d. Number of developers

Stewart and Gosain (2006) examined the effect of the number of developers on OSS project success. We thus included the number of developers in our hypothesis testing because an OSS project with more developers may be downloaded more often (Sutanto *et al.*, 2014). Controlling for the number of developer on each project allowed us to account for the level of human capital actively involved in a project (Singh *et al.*, 2011).

3. DATA AND RESEARCH METHODS

We collected data from 657 OSS projects available on the SourceForge hosting platform. We decided to use one specific category of OSS projects, namely, enterprise applications that were exclusively

hosted by the SourceForge.net website. The subcategory of enterprise applications concerned includes CRM (22%), ERP (33%), business intelligence (17%), data warehousing (15%) and workflow (13%) projects. The OSS projects we selected were considered lesser-known projects because, for each category, we decided to retain only projects in which the number of downloads was under 10,000. For example, we excluded projects such as open bravo and Sugar CRM, which have each been downloaded more than 10,000 times.

Development stage: We used the seven development stages provided on Sourceforge.net at the time of inquiry: 1) Planning; 2) Pre-Alpha; 3) Alpha; 4) Beta; 5) Production/Stable; 6) Mature; and 7) Inactive.

Developer-user interaction: The bug-related activities and information flows were collected from the forum of the selected OSS projects. Within these forums, we were able to collect data on the time required to fix bugs (the difference between when the bug was posted on the forum and when it was closed), on total bugs (the total number of bugs created on the forum) and information flow (the number of exchanges, i.e., messages, posts, and replies, on the forum).

Market potential: To evaluate the notion of market potential for the selected OSS projects, we measured visitors' input in terms of number of page views (Total page views for each OSS project) and number of visits (how many people visited the OSS project page).

Popularity: The notion of popularity is typically defined as the general level of user interest for a project (Sutanto *et al.*, 2014), indicating that users download or do not download the OSS. Following Crowston *et al.* (2006), popularity is thus measured by the number of downloads.

All variables are presented in Table 3.

OSS Project Characteristics	Variables	Measures
	Popularity	Number of downloads
	Market potential	Total visits
		Total page views
	Developer-user interaction	Information flow
		Total bugs
		Time required to fix bugs
	Development stage	Development stage
Number of developers	Number of developers	

Table 3: Variables of OSS project popularity

Hereafter you will find a table representing the descriptive Statistics of our sample. To analyze the data collected, we have first performed a correlation to evaluate the relationships between the studied variables (Table 5). Then we assessed the collinearity through a multivariate regression of these variables (Table 6).

Once done, we have applied a specific PLS approach: the PLS regression as a methodology to appraise the conceptual model. The PLS approach (PLS-SEM) allows us to analyse a set of J blocks of variables. Each block can be represented by a latent variable. The PLS approach (PLS path modelling) developed by Herman Wold (1975, 1983) as an alternative to Lisrel, estimates structural equation models by linking several blocks of variables

($J > 2$) between them. Whereas, The PLS regression links one block of dependent variables Y to one block independent variables X ($J=2$). We have decided to use the PLS regression to overcome certain constraints of classical linear regression (Wold *et al.*, 1983) and to allow us to assess simultaneous the modeling of both structural and measurement models (Chin *et al.*, 2003). In addition, PLS regression method presents many advantages and gives good results precisely when there is collinearity between variables (Tenenhaus, 1998). To avoid loss of information caused by other statistical procedures which proceed by the iterative elimination of the collinear variables. The PLS regression, makes it possible to retain the collinear variables of

	Mean	Range
Number of developers	1,68	[1-28]
Informations flow	5,52	[23-657]
Total bugs	0,79	[6-156]
Time required to fix bugs	869,89	[15-91109]
Total visits	6840,99	[254-245325]
Total page views	7092,84	[354-675542]
N	657	657

Table 4. Descriptive Statistics

the observed variables X_i , using for this the least partial squares minimizing the residual variance. The results are therefore closer to the observed reality.

To perform the PLS regression, we used SIMCA-P+ 12.0 and we have followed four steps to analyze the data collected: Step 1: we established both the block of dependent variables Y , and the block of independent variables X_i ; Step 2, we performed the PLS regression to control the fit of the model per component (four model were assessed); Step 3: We assessed the model quality with indicators $R^2Y(cum)$ and the $Q^2(cum)$ that are $\geq 0,5$; Step 4: we identified the variables of the PLS model that are significant using the VIP criteria.

4. RESULTS

We begin by analysing the correlation matrix that shows the potential relationships between the variables (Table 5). There is a

significant and positive correlation between the total visits and all the other factors, where the coefficients range from 0.08 for total bugs to 0.466 for information flow. Concerning total page views, the correlations are positive and significant for three of the five factors but not significant for total bugs and time required to fix bugs. For information flow, we found that all the coefficients are positive and significant. Moreover, the variable total bugs is positively and significantly correlated with time required to fix bugs and development stage but not correlated with number of developers. However, we found a very strong link between time required to fix bugs and total bugs (0.983). Thus, we can conclude that collinearity is present between these variables. Regarding time required to fix bugs, the coefficient is significant and positive at 0.1 for development stage and not significant for number of developers. Finally, the number of developers is significantly and positively correlated with development stage (0.146).

	Total visits	Total Page Views	Information flow	Total Bugs	Time required to fix bugs	Number of Developers	Development stage
Total visits	1						
Total Page views	0,317**	1					
Information flow	0,466**	0,196**	1				
Total Bugs	0,08*	0,008	0,078*	1			
Time required to fix bugs	0,09*	0,016	0,094*	0,983**	1		
Number of Developers	0,308**	0,169**	0,145**	0,050	0,046	1	
Development stage	0,277**	0,135**	0,127**	0,099*	0,100*	0,146**	1

** . Correlation is significant at the 0.01 level.

*. Correlation is significant at the 0.05 level.

Table 5. Correlation matrix

As mentioned above when we examined the correlation matrix, some variables were strongly correlated. To verify the presence of collinearity between these variables, we performed a multivariate regression to assess the collinearity statistics (tolerance and VIF). Tolerance measures the part of the variance in parameter estimates that result from the correlation between variables. A tolerance value in excess of 0.10 generally confirms the absence of collinearity (Kleinbaum *et al.*, 1998). The VIF (Variance Inflation Factor) is defined as the reciprocal of tolerance. The acceptable levels of VIF have been recommended with a value of ten being the maximum level of VIF (Hair *et al.*, 1995).

However, a recommended maximum VIF value of five (Rogerson, 2001) and even four (Pan & Jackson, 2008) can be found in the literature. A VIF value in excess of ten generally confirms the existence of collinearity. The results confirm the existence of collinearity between some variables (Table 5). The results regarding the collinearity statistics in Table 6 show that collinearity is present for total bugs (Tolerance=0.03 & VIF=29.12) and the time required to fix bugs (Tolerance=0.03 & VIF=29.18). The

tolerance for these variables is approximately zero (under 0.5), and the VIF is higher than two, which confirms collinearity. However, to include all the observed variables and to avoid the exclusion of total bugs and the time required to fix bugs, we incorporated them together in an efficient econometric model using a partial least squares (PLS) regression.

The expression of our model is as follows:

$$\log(\text{Number of downloads} + 1) = \beta_1 + \beta_2 \log(\text{Total visits} + 1) + \beta_3 \log(\text{Total page views} + 1) + \beta_4 \log(\text{Information flow} + 1) + \beta_5 \log(\text{Total bugs} + 1) + \beta_6 \log(\text{Time required to fix bugs} + 1) + \beta_7 \log(\text{Development stage} + 1) + \beta_8 \log(\text{Number of Developers} + 1) + \varepsilon$$

Hereafter, we verify the validity of the PLS regression over all the independent variables X_i (total visits, total page views, information flow, total bugs, time required to fix bugs, development stage, number of developers) and the dependent variable Y (OSS project popularity – i.e., number of downloads). The objective of our analysis is to test the existence of a causal link between

OSS project popularity (Download numbers)	Collinearity statistics	
	Tolerance	VIF
Total visits	0.65	1.53
Total page views	0.89	1.13
Information flow	0.77	1.29
Total bugs	0.03	29.12
Time required to fix bugs	0.03	29.18
Development stage	0.91	1.10
Number of developers	0.89	1.12

Table 6. Collinearity statistics

OSS popularity, market potential, developer-user interaction, development stage and number of developers (a control variable) to assess OSS performance.

The quality of the model represents the trade-off between the PLS regression and the collected data. The quality of the model is confirmed and is considered satisfactory when the model with the original variables have $R^2Y(\text{cum})$ and $Q^2(\text{cum}) \geq 0.5$ (Tenenhaus, 1998). In our case, Model 4, which corresponds to our complete research model, explains 61% of the OSS project popularity variance by the independent variables X_i ($R^2Y(\text{cum}) = 0.61$). The PLS regression method also allowed us to obtain a model with two axes that can predict 60% of the popularity variance ($Q^2(\text{cum}) = 0.60$). Thus, we can interpret that the phenomenon explaining Y is well-framed by the b axes (named component) $t1, t2, \dots, tb$ because $Q^2(\text{cum}) \geq 0.5$. The application of this rule indicates that our model with the original variables is satisfactory.

We determine the significance of the PLS components on the axes by estimating the weight of each variable, which we named

$W_i^*c(1)$ for axis 1 and $W_i^*c(2)$ for axis 2. The proportion of the variance of the independent variables X_i and dependent variable Y are explained by the first axis $t1$, which accounts for 55.2% of the variables X_i and 59.7% of the variable Y . The second axis $t2$, in turn, accounts for 12.8% and 1.74% of the variance of independent variables X_i and dependent variable Y , respectively. Hence, the first axis better explains the variance in the model. Even if the axis 2 accounts for 12.8% and 1.74% of the variance, it's important to keep the second axe to represent the OSS projects in the factorial plan. If we do not take into consideration the second axe, we are going to miss some explaining and reduce the quality of the collected data. As shown in the Hotelling ellipse, the majority of OSS projects are clearly represented by $t1$ and $t2$ components of our PLS regression. So, we cannot just dismiss the second axe even if it accounts low in term of variance explained. Keeping the second axe allows us to have a better understanding of the PLS components on the axes by estimating the weight of each variable, which we named $W_i^*c(1)$ for axis 1 and $W_i^*c(2)$ for axis 2. The results are presented in Table 7.

Variables	$W_i^*c(1)$	$W_i^*c(2)$
Total visits	0.474	0.020
Total page views	0.456	-0.063
Information flow	0.345	0.692
Total bugs	0.228	-0.198
Time required to fix bugs	0.193	-0.447
Development stage	0.486	0.285
Number of developers	0.346	-0.452
Popularity (Y)	0.394	0.161

Table 7. Weight of variables

<i>Components</i>	<i>Model 4</i>	<i>Nbr Obs: 657</i>				
A	R²X	R²X(cum)	R²Y	R²Y(cum)	Q²	Q²(cum)
0		0	0	0	-	-
1	0,552	0,552	0,597	0,597	0,594	0,594
2	0,128	0,680	0,017	0,614	0,033	0,608

Table 8. Value of the model quality

The importance of the axes can be determined by estimating the weights of the independent variables based on the construction of the axes from running the PLS regression. We note that market potential, measured by “total visits” and “total page views”, and development stage highly contribute to the first axis. Of course, the other variables also contribute to the first axis. Further, the second axis is mainly influenced by developer-user interaction, as measured by “information flow” and “time required to fix bugs”. However, we observe that these variables have opposite effects. The variable number of developers also contributes to the construction of axis 2. We note the existence of a relationship between “total visits”, “total page views”, “information flow”, “development stage” and “OSS project popularity”. Thus, the following variables have a significant causal link with OSS project popularity: “market potential”, “developer-user interaction” and “information flow”.

As presented in Table 8, we have performed an analysis showing the value of the model quality for each component for the full model (Model 4). We see that for R²X (cum), R²Y(cum) and Q²(cum) are > 0.5 and that the second axe explain part of the model.

As the results presented in Table 9 show, the VIP (very important variables) indicate that all the variables contribute to the

phenomenon studied. In particular, the results reveal that three factors – market potential, developer-user interaction (only for information flow) and development stage – have a positive and significant influence on OSS project popularity. The results specifically show that development stage, information flow (capturing developer-user interaction), total visits and total page views (both of which capturing market potential) explain 24%, 25%, 19% and 17%, respectively, of OSS project popularity.

We have assessed our model by using a PLS regression model applied to the 657 projects from which we collected data (i.e., enterprise applications). The analysis of OSS project popularity is based on the number of developers, market potential, developer-user interaction, and development stage. The analysis shows that the number of developers has a moderate influence on the OSS projects popularity significance with a VIP= 0.92 (between 0.8 and 1) (Olah *et al.* 2004: 442). (cf. Table 7). We consider this effect to be negligible as the coefficient is (0.064).

Moreover, the effect of market potential (total visits and total page views) is highly influential in term of significance.

(VIP = 1.32 and VIP= 1.26, respectively) as their VIP is over 1 (Olah *et al.*, 2004: 442; Tenenhaus 1998: 183). Their coefficient 0.19 and 0.17 respectively show that these

OSS Projects Characteristics	Variables	Model 1		Model 2		Model 3		Model 4	
		VIP	Coef	VIP	Coef	VIP	Coef	VIP	Coef
Number of developers	Number of developers	1	0.167	1.18	0.38	0.97	0.13	0.92	0.064
	Information flow			1.15	0.34	0.96	0.21	0.95	0.25
Developer-user interaction	Total bugs			0.91	ns	0.65	ns	0.60	Ns
	Time required to fix bugs			0.86	ns	0.59	ns	0.54	Ns
Market potential	Total visits					1.32	0.28	1.24	0.19
	Total page views					1.26	0.26	1.19	0.17
Development stage	Development stage							1.27	0.24
		N = 657 R ² Y = 0.03		N = 657 R ² Y = 0.43		N = 657 R ² Y = 0.59		N = 657 R ² Y = 0.61	

*VIP = Importance of the independent variables in explaining OSS project popularity.
 *Coef = Weight of the regression coefficient for the dependent variable.
 *Sign 0.05 (5%).

Table 9. Weight of the independent variables of the PLS regression

variables positively influence OSS project popularity, supporting Hypothesis 2.

Concerning developer-user interaction (information flow), the coefficient is significant at 0.25, indicating that developer-user interaction positively influences OSS project popularity and partially supporting

Hypothesis 1 (i.e., H1a is supported). By contrast, H1b and H1c are not supported, as the coefficients for time required to fix bugs and total bugs are not significant. Finally, H3 is also supported, as the coefficient for development stage is significant at 0.24, indicating that this variable positively and

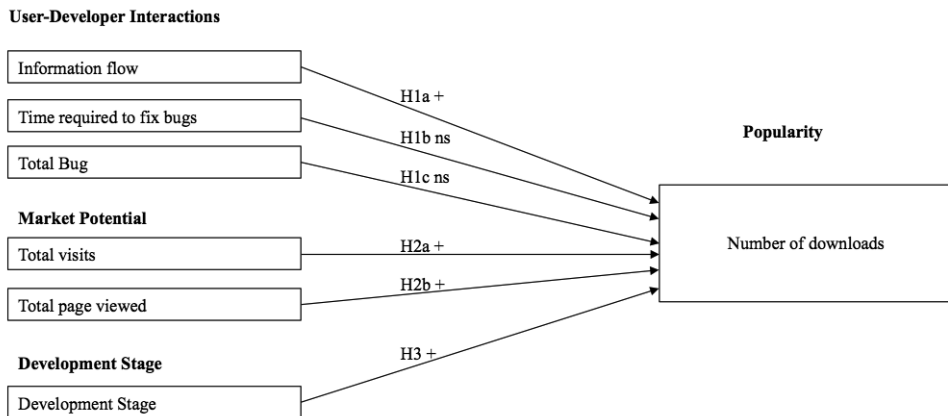


Figure 3. Final research model

strongly influences OSS popularity. Thus, we can conclude that we have found support for most of our hypotheses related to our research questions, as our results show that OSS project popularity is explained by market potential, developer-user interaction, and development stage.

To further analyse the impact of the development stage on OSS popularity and complete our understanding of our research model, we divided the sample of OSS projects based on their development stage, with values between 1 and 3 indicating younger projects and those between 4 and 7 indicating more advanced and mature projects. We then reapplied the PLS regression to a new model, defined as Model 5, that included the same variables as Model 4 but used two different samples (younger projects and more advanced projects in terms of development). According to the results of Model 5, the R^2Y was 0.36 for younger projects and 0.77 for more advanced projects, where the difference was significant at $p < 0.05$. Thus, our model better explains OSS popularity for more advanced projects than for younger projects, which may be predicted from the finding

that younger projects have more bugs and are less stable than advanced and mature projects. It seems to be incorrect. Similarly, *Number of developers* and *Information flow* are moderately influential because VIP (respectively 0.92 and 0.95) are between 0.8 and 1 (Olah *et al.*, 2004: 442). Finally *Total bugs* and *Time required to fix bugs* are less influential because their VIP are < 0.8 (Lee *et al.* 2011: 210; Pérez-Enciso et Tenenhaus 2003: 586).

5. DISCUSSION

The present research addresses the following research questions: Does the combined effect of user-developer interaction and market potential lead to greater OSS popularity? Moreover, how does the development stage influence this combined effect on OSS popularity in lesser-known projects? To conduct this study, we investigated the combined effect of these three factors on OSS popularity. Our developed model was applied to data from a sample of 657 open source projects hosted by Sourceforge.net with a focus on the development of

enterprise applications in lesser-known projects.

Based on our data analysis, we can conclude that OSS popularity is positively influenced in part by user-developer interaction, by market potential, and by the development stage during OSS development. Previous studies demonstrate that the boundaryless freedom of OSS offers opportunities for better communication channels (Stewart & Gosain, 2006) and multi-level interactions between the system and surrounding environment (Aksulu & Wade, 2010). In addition, Ghapanchi *et al.* (2014) highlight that extensive communication between users and developers, especially through active forums, leads to increased project effectiveness. Consistent with the current literature, our research complements these findings. Our results show that the level of information exchange via forums, between users and developers, can positively impact OSS popularity. In other words, extensive information exchange, from multiple interactions between users and developers, is optimal for knowledge sharing (Osterloh & Rota, 2007) and is associated with greater OSS popularity.

Nevertheless, the lack of significance for the effect of bug-related activities on OSS popularity is interesting and needs to be highlighted. Numerous studies have proposed the time required to fix bugs to be a measure of software quality (e.g., Kim *et al.*, 2005), also demonstrating that the total number of bugs and the time required to fix them significantly influence OSS success (e.g., Grewal *et al.*, 2006; Ghapanchi *et al.*, 2014). Our study showed that while information flow has a moderative effect on OSS popularity, bug-related activities do have a less significant effect on OSS popularity. As OSS popularity is used to measure OSS success for lesser-known projects (Crowston *et al.*, 2012), interestingly, our results reveal that in such a context,

and in contrast to the existing literature, bug-related activities do not have an impact on OSS popularity and do not constitute a valuable measure for project popularity. This controversial result could be explained by the fact that we focused on lesser-known projects, where users expect a high level of communication rather than high quality on technical aspects. In other words, the level of attention and interest is more important than the level of activities from the developers of the project (Stewart *et al.*, 2005).

Further, to strengthen the measure of OSS popularity, market potential must be considered. Previous research has shown that OSS project success increases as the number of visits increases (Grewal *et al.*, 2006) because positive word of mouth increases the number of user visits to web-pages. Consistent with this finding, our results showed that the number of total visits increases with the number of total page views and significantly affects the number of downloads.

Moreover, another interesting finding is that the effects of user-developer interaction and market potential on OSS popularity change as projects move through different development stages. This result corroborates previous research (e.g., Stewart & Gosain, 2006) showing that the development stage plays an important role in determining project popularity. Specifically, this result is consistent with the fact that the more the project evolves the more the community develops, ensuring a high level of communication based on the roles played by the co-members (Peng *et al.*, 2013). Network robustness is positively related to later development stages and positively impacts project interest in the user-developer community (Grewal *et al.*, 2006).

Our findings have some interesting implications for both theory and practice.

Implications for research

From a research perspective, academics have commonly recognized that the challenges involved in exploiting communal resources due to the particular OSS context lead many OSS firms to struggle for survival (Dahlander & Magnusson, 2005). Accordingly, numerous studies in the IT literature have aimed to explain OSS success by examining several variables separately. However, studies explaining OSS popularity focused on lesser-known projects remain limited, even if this topic is relevant. Our research highlights the combined effects of factors that influence OSS popularity in OSS projects.

First, the empirical results generally support the theoretical reasoning based on a social network perspective within the broader context of OSS user group participation rather than OSS development alone (e.g., Hars & Ou, 2002; Lakhani & Wolf, 2005; Bagozzi & Dholakia, 2006). Specifically, the level of information flow was shown to have a significant impact on OSS popularity, supporting our arguments that such interaction among user and developers increases users' interest in a project and thus the number of downloads. Moreover, the unexpected result of a less significant impact for bug-related activities is relevant within our reasoning. Indeed, the level of communication inside virtual communities is a more valuable measure for OSS popularity than the numbers of developers involved in the community in the specific case of lesser-known project. Our "counterintuitive" finding thus highlights new factors that should be used to measure OSS popularity. This result is consistent with the fact that for lesser-known project, popularity, measured with the number of downloads, represents "how much interest and attention the project generates among current and potential users" (Stewart *et al.* 2005). In other words, the focus is not

on technical aspects but rather on how to attract users. In this case, the level of communication and interaction appears to be more important to increase interest from potential users.

Second, another contribution of our study is that we clarify the role of market potential in influencing OSS project popularity. As explained above, positive word of mouth seems to positively influence the success of a project, as it provides a positive signal for potential users. Specifically, the number of page views and number of visits are also valuable indicators for users that influence their interest to lesser-known projects, which directly affects the popularity of such projects (Gallego *et al.*, 2008).

Third, the OSS literature contains numerous works that have used the development stage (or project age) as a control variable because projects in earlier stages may be less certain to provide utility and may thus reduce motivations for input (e.g., Stewart & Gosain, 2006). The present research thus tested the direct impact of the development stage on OSS popularity. The obtained positive relation between OSS popularity and the development stage empirically indicates that the development stage of OSS projects is an important factor in measuring project popularity. This finding provides new theoretical insights regarding the factors that affect OSS popularity by highlighting a new factor that directly affects OSS popularity, especially for lesser-known project.

Implications for practice

Furthermore, our findings have some implications for organizations that use and adopt OSS development practices. The number of firms using OSS has increased in the past several years, although these projects do not always succeed. More important, firms are working on developing their own software, which often

leads to the adoption of lesser-known projects for users. Research identifying the factors that influence OSS popularity can thus provide a preliminary understanding for organizations that want to better understand OSS development (Stewart & Gosain, 2006). In particular, our results indicate that firms should pay attention to the development stage of an OSS project before deciding to internally implement a new OSS project. Indeed, the results indicate that the maturity of projects influences the number of downloads, indicating that organizations should take into account the project advancement and maturity to limit the risk of failure while implementing an OSS project. Past research explains that the number of downloads is a relevant indicator of OSS project success, as this metric indicates the traffic on the project website (e.g., Stewart *et al.* 2005). However, in our study, because we focused on lesser-known projects, we used the number of downloads as an output. This indicator represents a highly relevant method of measuring the popularity of a project, which thus allows the evaluation of potential success. Because potential success depends on potential users, firms might benefit from better understanding of why users should be interested in using one project over another depending on the stage of development. Moreover, this approach would allow for adaptation and the readjustment of key elements during project evolution. Beyond providing guidance on the aspects that influence OSS popularity, the results show that firms should focus on multiple factors to avoid failure. Substantial attention has been devoted to increasing users' and developers' motivation to participate in a project (e.g., Meissonier *et al.*, 2010) or attracting users and developers (e.g., Krishnamurthy, 2002). However, our study suggests that beyond the number of users or developers, the activities of these actors

– that is, the level of information flow among users and developers – is directly related to OSS popularity. Firms should therefore be aware that simply attracting developers may not ensure project success (Stewart & Gosain, 2006), and managers should focus on developing quality interactions among members to foster OSS popularity. In addition, the number of pages viewed represents an important concern for firms, as it signals the general level of interest for a project. This measure of market potential for an OSS project should thus represent a valuable indicator of OSS popularity that firms may consider during OSS development or decision-making.

6. CONCLUSION

This research investigated the factors that affect OSS popularity in the context of lesser-known projects. The results revealed that user-developer interaction and market potential have a positive impact on OSS popularity. However, in contrast to previous OSS studies, information flow among users and developers has a stronger influence on OSS popularity than bug-related activities. The findings further highlight that our model is more significant with respect to advanced projects, demonstrating the importance of project development in explaining OSS popularity. Nevertheless, our research has some limitations that provide avenues for future research.

First, a main limitation of our research relates the variables we used in our model. Specifically, we investigated the combined effect of user-developer interaction, market potential and development stage on OSS popularity, and we controlled for the number of developers; however, we did not control for community size and project category. This limitation should be overcome in future research, as previous studies

have suggested that these factors have a significance influence on OSS popularity (Sutanto *et al.*, 2014).

Second, our model is not appropriate for determining the influence of individual factors on OSS popularity. Numerous studies have relied on individual factors that lead to the emergence of projects leaders within an OSS community and have linked these skills to OSS success (e.g., Lerner & Tirole, 2001; Giuri *et al.*, 2008). It would be useful for future research to apply and transpose these individual factors to our model to increase our understanding of OSS popularity.

Third, this study focused on lesser-known projects to evaluate the factors that affect OSS popularity (Crowston *et al.*, 2012), whereas previous research in the OSS literature used the notion of success to evaluate the quality of lesser-known projects. However, some recent research has assumed that the interrelationships among different success indicators of OSS projects are not well understood in the literature (Ghapanchi, 2015). Accordingly, it would be useful to replicate the analysis in this study on more familiar projects to provide a better understanding of the general measures of OSS quality.

Despite these limitations, our research provides some interesting implications for both theory and practice. In particular, we reveal some unexpected patterns that add to our understanding of why certain OSS projects are popular by employing a novel perspective that combines factors that affect OSS popularity. Our results should thus encourage researchers studying open source systems to adopt a perspective that more integrates success and popularity factors to increase knowledge on OSS as a part of innovation strategy (Teigland *et al.*, 2014).

REFERENCES

- Aksulu, A., Wade, M. (2010), "A Comprehensive Review and Synthesis of Open Source Research", *Journal of the Association for Information Systems*, Vol. 11, n°11, p. 576-656.
- Bagozzi, R.P., Dholakia, U.M. (2006), "Open Source Software User Communities: A Study of Participation in Linux User Groups", *Management Science*, Vol. 52, n°7, p. 1099-1115.
- Barcellini, F., D tienne, F., Burkhardt, J.M. (2008), "User and Developer Mediation in an Open Source Software Community: Boundary Spanning through Cross Participation in Online Discussions", *International Journal of Human-Computer Studies*, Vol. 66, n°7, p. 558-570.
- Benbya, H., Belbaly, N. (2010), "A Multi-Theoretical Framework of Motivation in Open Source Software", *Communications of The Association of Information Systems*, 271.
- Benkeltoum, N. (2013), "Evaluation de l'innovation des Logiciels Open Source ", *Systèmes d'Information et Management*, Vol. 18, n°3, p. 37-84.
- Bonaccorsi, A., Rossi, C. (2003), "Why Open Source Software Can Succeed", *Research Policy*, Vol. 32, n°7, p. 1243-1258.
- Brabham, D.C. (2008), "Crowdsourcing as a Model for Problem Solving: An Introduction and Cases", *Convergence*, Vol. 14, n°1, p.75-90.
- Cai, Y., Zhu, D. (2016), «Reputation in an Open Source Software Community: Antecedents and Impacts», *Decision Support Systems*, Vol. 91, p. 103-112.
- Capra, E., Francalanci, C., Merlo, F., Rossi-Lamas-tra, C. (2011), "Firms' Involvement in Open Source Projects: A Trade-Off between Software Structural Quality and Popularity", *Journal of Systems and Software*, Vol. 84, n°1, p. 144-161.
- Chesbrough, H., Vanhaverbeke, W., West, J. (2006), *Open Innovation: Researching a New paradigm*, Oxford University Press, Oxford.
- Chin, W.W., Marcolin, B. L., Newsted, P.N. (2003), "A partial least squares latent variable modeling approach for measuring interaction effects: Results from a monte carlo simulation study and an electronic-mail emotion/adoption study", *Information Systems Research*, Vol. 14, n°2, p. 189-217.

- Choi, N., Chengalur-Smith, I., Nevo, S. (2015), "Loyalty, Ideology, and Identification: an Empirical Study of the Attitudes and Behaviors of Passive Users of Open Source Software", *Journal of the Association for Information Systems*, Vol. 16, n°8, p. 674-706.
- Comino, S., Manenti, F.M., Parisi, M.L. (2007), "From Planning to Mature: On the Success of Open Source Projects", *Research Policy*, Vol. 36, n°10, p. 1575-1586.
- Conley, C. (2008), "Design for Quality: The Case of Open Source Software Development", New York, New York University.
- Crowston, K., Annabi, H., Howison, J. (2003), "Defining Open Source Software Project Success", in Proceedings of the International Conference on Information Systems, Seattle, WA.
- Crowston, K., Howison, J., Annabi, H. (2006), "Information Systems Success in Free and Open Source Software Development: Theory and Measures", *Software Process Improvement and Practices*, Vol. 11, n°2, p. 123-148.
- Crowston, K., Scozzi, B. (2002), "Opensource Software Projects as Virtual Organizations: Competency Rallying for Software Development", *IEE Proceedings – Software*, Vol. 149, n°1, p. 3–17.
- Crowston, K., Wei, K., Howison, J., Wiggins, A. (2012), "Free/Libre Open-Source Software Development", *ACM Computing Surveys*, Vol. 44, n°2, Article 7.
- Dahlander, L., Magnusson, M.G. (2005), "Relationships between Open Source Software Companies and Communities: Observations from Nordic Firms", *Research Policy*, Vol. 34, n°4, p. 481-493.
- Damodaran, L. (1996), "User Involvement in the Systems Design Process – A Practical Guide for Users", *Behaviour and Information Technology*, Vol. 15, n°16, p. 363–377.
- DeLone, W.H., McLean, E.R. (1992), "Information Systems Success: the Quest for the Dependent Variable", *Information Systems Research*, Vol. 3, n°1, p. 60-95.
- DeLone, W.H., McLean, E.R. (2002), "Information Systems Success Revisited", in Proceedings of the 35th Hawaii International Conference on System Sciences, Waikola, HI.
- DeLone, W.H., McLean, E.R. (2003), "The DeLone andMcLean Model of Information Systems Success: A Ten-Year Update", *Journal of Management Information Systems*, Vol. 19, n°4, p. 9-30.
- Fitzgerald, B. (2006), «The Transformation of Open Source Software», *MIS Quarterly*, Vol. 30, n°3, p. 587-598.
- Fitzgerald, B. (2009), "Open Source Software Adoption: Anatomy of Success and Failure", *International Journal of Open Source Software & Processes*, Vol. 1, n°1, p. 1-23.
- Gallego, M.D., Luna, P.L., Bueno, S. (2008), "User Acceptance Model of Open Source Software", *Computers in Human Behavior*, Vol. 24, n°5, p. 2199-2216.
- Gallivan, M.J. (2001), «Striking a Balance between Trust and Control in a Virtual Organization: A Content Analysis of Open Source Software Case Studies», *Information Systems Journal*, Vol. 11, n°4, p. 277-304.
- Ghapanchi, A.H. (2013), «Rallying Competencies in Virtual Communities: A Study of Core Processes and User Interest in Open Source Software Projects», *Information and Organization*, Vol. 23, n°2, p. 129-148.
- Ghapanchi, A. H., Wohlin, C., Aurum, A. (2014), «Resources contributing to gaining competitive advantage for open source software projects: An application of resource-based theory.» *International Journal of Project Management*, Vol. 32, n°1: p. 139-152.
- Ghapanchi, A.H. (2015), "Investigating the Interrelationships among Success Measures of Open Source Software Projects", *Journal of Organizational Computing & Electronic Commerce*, Vol. 25, n°1, p. 28-46.
- Ghosh, K., Ramakrishnan, T., Khuntia, J. (2013), "Open Source Software and Performance: A Fit Perspective", in Proceedings of the 17th Pacific Asia Conference on Information Systems, Jeju Island, Korea.
- Giuri, P., Rullani, F., Torrissi, S. (2008), "Explaining Leadership in Virtual Teams: the Case of Open Source Software", *Information Economics and Policy*, Vol. 20, n°4, p. 305-315.
- Grewal, R., Lilien, G.L., Mallapragada, G. (2006), "Location, Location, Location: How Network Embeddedness Affects Project Success in

- Open Source Systems”, *Management Science*, Vol. 52, n°7, p. 1043-1056.
- Hair Jr., J.F., Anderson, R.E., Tatham, R.L., Black, W.C. (1995), *Multivariate Data Analysis*, third ed, Macmillan, New York.
- Hars, A., Ou, S. (2002), “Working for Free? Motivations for Participating in Open-Source Projects”, *International Journal of Electronic Commerce*, Vol. 6, n°3, p. 25-39.
- Hetmank, L. (2014), “A Synopsis of Enterprise Crowdsourcing Literature”, in Proceedings of the European Conference on Information Systems (ECIS), Tel Aviv, Israel.
- Howe, J. (2006), “The Rise of Crowdsourcing”, *Wired Magazine*, Vol. 14, n°6, p. 1-5.
- Iivari, N. (2009a), “Empowering the Users? A Critical Textual Analysis of the Role of Users in Open Source Software Development”, *AI & Society*, Vols. 23, (p. 511–528).
- Iivari, N. (2009b), “Constructing the Users in Open Source Software Development an Interpretive Case Study of User Participation”, *Information Technology & People*, Vol. 22, n°2, p. 132-156.
- Jeppesen, L.B., Lakhani, K.R. (2010), “Marginality and Problem-Solving Effectiveness in Broadcast Search”, *Organization Science*, Vol. 21, n°5, p.1016–1033.
- Jørgensen, N. (2001), “Developer Autonomy in the FreeBSD Open Source Project”, *Journal of Management & Governance*, Vol. 11, n°2, p. 119-128.
- Ke, W., Zhang, P. (2010), “The Effects of Extrinsic Motivations and Satisfaction in Open Source Software Development”, *Journal of the Association for Information Systems*, Vol. 11, n°12, p. 784-808.
- Kim, S., Whitehead, E., Bevan, J. (2005), “Analysis of Signature Change Patterns”, in Proceedings of the International Workshop on Mining Software Repositories, St. Louis, MO.
- Kleinbaum, D., Kupper, L., Muller, K., Nizam, A. (1998), *Applied Regression Analysis and Multivariable Methods*, third ed, Duxbury, Pacific Grove, CA.
- Krishnamurthy, S. (2002), «Cave or Community? An Empirical Examination of 100 Mature Open Source Projects», *First Monday*, available at: http://www.firstmonday.org/issues/issue7_6/krishnamurthy/index.html.
- Lakhani, K.R., Panetta, J.A. (2007), *The Principles of Distributed Innovation*, MIT Press, Cambridge, MA.
- Lakhani, K.R., von Hippel, E. (2003), “How Open Source Software Works: “Free” User-To-User Assistance”, *Research Policy*, Vol. 32, n°6, p. 923-943.
- Lakhani, K.R., Wolf, R.G. (2005), “Why Hackers Do What They Do: Understanding Motivation and Effort in Free/Open Source Software Projects”, in *Perspectives on Free and Open Source Software*, J. Feller, B. Fitzgerald, S. Hissam and K. R. Lakhani (Eds), MIT Press, Cambridge, MA, p. 3-22.
- Lakka, S., Michalakelis, C., Varoutas, D., Martakos, D. (2012), «Exploring the Determinants of the OSS Market Potential: the Case of the Apache Web Server», *Telecommunications Policy*, Vol. 36, n°1, p. 51-68.
- Lee, G., Xia, W. (2010), “Toward Agile: An Integrated Analysis of Quantitative and Qualitative Field Data on Software Development Agility”, *MIS Quarterly*, Vol. 34, n°1, p. 87-114
- Lee, S.T., Kim, H.W., Gupta, S. (2009), “Measuring Open Source Software Success”, *Omega*, Vol. 37, n°2, p. 426–438.
- Leonard-Barton, D., Sinha, D.K. (1993), “Developer-User Interaction and User Satisfaction in Internal Technology Transfer”, *Academy of Management Journal*, Vol. 36, n°5, p. 1125-1139.
- Lerner, J., Tirole, J. (2001), “The Open Source Movement: Key Research Questions”, *European Economic Review*, Vol. 45, n°4-6, p. 819-826.
- Lerner, J., Tirole, J. (2005). “The Scope of Open Source Licensing.” *Journal of Law, Economics, & Organization*, Vol.21, n°1, p. 20-56.
- Majchrzak, A., Rice, R.E., Malhotra, A., King, N., Ba, S. (2000), “Technology Adaptation: The Case of a Computer-Supported Inter-Organizational Virtual Team”, *MIS Quarterly*, Vol. 24, p. 569-600.
- Meissonier, R., Bourdon, I., Houze, E., Amabile, S., Boudrandi, S. (2010), “Comprendre les Motivations des développeurs de l’open Source à

- Partir de Leur Participation”, *Systèmes d'Information et Management*, Vol. 15, n°2, p. 71-97.
- Méndez-Durón, R., García, C.E. (2009), “Returns from Social Capital in Open Source Software Networks”, *Journal of Evolutionary Economics*, Vol. 19, n°2, p. 277-295.
- Midha, V., Palvia, P. (2012), “Factors Affecting the Success of Open Source Software”, *Journal of Systems and Software*, Vol. 85, n°4, p. 895-905.
- Midha, V., Palvia, P., Singh, R. (2010), “Improving Open Source Software Maintenance”, *Journal of Computer Information Systems*, Vol. 50, n°3, p. 81-90.
- Miralles, F., Sieber, S., Valor, J. (2006), “An Exploratory Framework for Assessing Open Source Software Adoption”, *Systèmes d'Information et Management*, Vol. 11, n°1, p. 85-103.
- Mockus, A., Fielding, R.T., Herbsleb, J.D. (2002), «Two Case Studies of Open Source Software Development: Apache and Mozilla», *ACM Transactions on Software Engineering and Methodology*, Vol. 11, n°3, p. 309-346.
- Nambisan, S., Wilemon, D. (2000), “Software Development and New Product Development: Potentials for Cross-Domain Knowledge Sharing”, *IEEE Transactions on Engineering Management*, Vol. 47, n°2, p. 211-220.
- Olah, M., Bologa, C., Oprea, T.I., J. (2004), «An automated PLS search for biologically relevant QSAR descriptors», *Journal of Computer-Aided Molecular Design*, Vol. 18, n°7: p. 437-449.
- Osterloh, M., Rota, S. (2007). “Open source software development – Just another case of collective invention?” *Research Policy*, vol. 36, n°2), p.157–171.
- Pan, Y., Jackson, R.T. (2008), “Ethnic Difference in the Relationship between Acute Inflammation and Serum Ferritin in US Adult Males”, *Epidemiology and Infection*, Vols. 136, p. 421-431.
- Pérez-Enciso, M., Tenenhaus, M. (2003), “Prediction of clinical outcome with microarray data: a partial least squares discriminant analysis (PLS-DA) approach.” *Human Genetics*, Vol. 112, n°5, p. 581-592.
- Peng, G., Wan, Y., Woodlock, P. (2013), “Network Ties and the Success of Open Source Software Development”, *Journal of Strategic Information Systems*, Vol. 22, n°4, p.269–281.
- Qureshi, S., Vogel, D. (2001), “Adaptiveness in Virtual Teams: Organisational Challenges and Research Directions”, *Group Decision and Negotiation*, Vol. 10, n°1, p. 27-46.
- Rogerson, P.A. (2001), *Statistical Methods for Geography*, Sage, London.
- Rouse, A.C. (2010), “A Preliminary Taxonomy of Crowdsourcing”, in 21st Australasian Conference on Information Systems, Brisbane.
- Sarker, S., Schneider, C. (2009), “Seeing Remote Team Members as Leaders: A Study of US-Scandinavian Teams”, *IEEE Transactions on Professional Communication*, Vol. 52, n°1, p. 75-94.
- Schenk, E., Guittard, C. (2011), “Towards a Characterization of Crowdsourcing Practices”, *Journal of Innovation Economics*, Vol. 7, n°1, p.93–107.
- Sen, R. (2007a), “A Strategic Analysis of Competition between Open Source and Proprietary Software”, *Journal of Management Information Systems*, Vol. 24, n°1, p. 233–257.
- Sen, R. (2007b), «Waiting for Usable Open Source Software? Don't Hold Your Breath!», *Communications of the Association for Information Systems*, Vol. 20, n°1, p. 382-392.
- Sen, R., Nelson, M.L., Subramaniam, C. (2015), “Application of Survival Model to Understand Open Source Software Release”, *Pacific Asia Journal of the Association for Information Systems*, Vol. 7, n°2, p. 382-392.
- Sen, R., Singh, S.S., Borle, S. (2012), “Open Source Software Success: Measures and Analysis”, *Decision Support Systems*, Vol. 52, n°2, p. 364-372.
- Shah, S.K. (2006), “Motivation, Governance, and the Viability of Hybrid Forms in Open Source Software Development”, *Management Science*, Vol. 52, n°7, p.1000–1014.
- Sharma, S., Sugumaran, V., Rajagopalan, B. (2002), “A Framework for Creating Hybrid-Open Source Software Communities”, *Information Systems Journal*, Vol. 12, n°1, p. 7-25.
- Singh, P.V., Tan, Y., Mookerjee, V. (2011), “Network Effects: the Influence of Structural Capital on Open Source Project Success”, *MIS Quarterly*, Vol. 35, n°4, p. 813-829.

- Sohn, S.Y., Mok, M.S. (2008), "A Strategic Analysis for Successful Open Source Software Utilization Based On a Structural Equation Model", *Journal of Systems and Software*, Vol. 81, n°6, p. 1014-1024.
- Stewart, K.J., Ammeter, A.P. (2002), "An Exploratory Study of Factors Influencing the Level of Vitality and Popularity of Open Source Projects", in Proceedings of 23rd the International Conference on Information Systems, Barcelona, Spain.
- Stewart, K.J., Ammeter, A.P., Maruping, M.L. (2005), "A Preliminary Analysis of the Influences of Licensing and Organizational Sponsorship on Success in Open Source Projects", in Proceedings of the 38th Hawaii International Conference on System Sciences, Big Island, HI.
- Stewart, K.J., Gosain, S. (2006), "The Moderating Role of Development Stage in Free/Open Source Software Project Performance", *Software Process: Improvement and Practice*, Vol. 11, n°2, p. 177-191.
- Stuermer, M., Spaeth, S., Von Krogh, G. (2009), "Extending Private-Collective Innovation: A Case Study", *R&D Management*, Vol. 39, n°2, p. 170-191.
- Subramaniam, C., Sen, R., Nelson, M.L. (2009), "Determinants of Open Source Software Project Success: a Longitudinal Study", *Decision Support Systems*, Vol. 46, n°2, p. 576-585.
- Sutanto, J., Kankanhalli, A., Tan, B.C.Y. (2014), "Uncovering the Relationship between OSS User Support Networks and OSS Popularity", *Decision Support Systems*, Vol. 64, p. 142-151.
- Teigland, R., Di Gangi, P.M., Flåten, B.T., Giovacchini, E., Pastorino, N. (2014), "Balancing on a Tightrope: Managing the Boundaries of a Firm-Sponsored OSS Community and Its Impact on Innovation and Absorptive Capacity", *Information and Organization*, Vol. 24, n°1, p. 25-47.
- Tenenhaus, M. (1998), *La Régression PLS: Théorie et Pratique*, Technip, Paris.
- Terwiesch, C., Xu, Y. (2008), "Innovation Contests, Open Innovation, and Multiagent Problem Solving", *Management Science*, Vol. 54, n°9, p.1529-1543.
- Toral, S.L., Martínez-Torres, M.R., Barrero, F. (2010), "Analysis of Virtual Communities Supporting OSS Projects Using Social Network Analysis", *Information and Software Technology*, Vol. 52, n°3, p. 296-303.
- Van den Bulte, C., Lilien, G.L. (2001), "Medical Innovation Revisited: Social Contagion versus Marketing Effort", *American Journal of Sociology*, Vol. 106, n°5, p. 1409-1435.
- Von Hippel, E. (2001), "Innovation by user communities: learning from Open-Source Software", *MIT Sloan Management Review*, Vol. 42, n°4, p. 82-86.
- Von Hippel, E., Von Krogh, G. (2003), "Open Source Software and the «Private-Collective» Innovation Model: Issues for Organization Science", *Organization Science*, Vol. 14, n°2, p. 209-223.
- Von Krogh, G., Von Hippel, E. (2006), "The Promise", *Management Science*, Vol. 52, p.975-983.
- Vujovic, S., Ulhøi, J.P. (2008), "Online Innovation: The Case of Open Source Software Development", *European Journal of Innovation Management*, Vol. 11, n°1, p. 142-156.
- Wagstrom, P., Herbsleb, J., Carley, K. (2005), "A Social Network Approach to Free/Open Source Software Simulation", in Proceedings of the 1st International Conference on Open Source Systems, Geneva, Switzerland.
- Webster, J., Watson, R.T. (2002), "Analysing the Past to Prepare for the Future; Writing a Literature Review", *MIS Quarterly*, Vol. 26, n°2, p. xiii-xxiii.
- Wold, S., Martens, H., Wold, H. (1983), "The Multivariate Calibration Problem in Chemistry Solved by the PLS Method" in *Lecture Notes in Mathematics, Matrix Pencils*, A. Ruhe and B. Kågström (Eds), Springer Verlag, Heidelberg, p. 286-293.
- Wold, H. (1975), Path models with latent variables: The non-linear iterative partial least squares (NIPALS) approach, in H. M. Blalock et al. eds, *Quantitative Sociology: Intentional Perspective on Mathematical and Statistical Modeling*, Academic Press, 307-357
- Wu, J., Goh, K.Y., Tang, Q. (2007), "Investigating Success of Open Source Software Projects: A Social Network Perspective", in Proceedings

- of the International on Information Systems, Montreal, Canada.
- Wynn, D. (2004), "Organizational Structure of Open Source Projects: A Life Cycle Approach", Proceedings of the 7th Annual Conference of the Southern Association for Information Systems, Savannah, GA.
- Xu, J., Goh, K.Y., Tang, Q. (2007), "*Investigating Success of Open Source Software Projects: A Social Network Perspective*", Proceedings of the International on Information Systems, Montreal, Canada.
- Yu, L., Schach, S.R., Chen, K., Heller, G.Z., Offutt, J. (2006), "Maintainability of the Kernels of Open-Source Operating Systems: A Comparison of Linux with FreeBSD, NetBSD, and OpenBSD", *The Journal of Systems and Software*, Vol. 79, n°6, p. 807-815.
- Zhang, C., Hahn, J., De, P. (2013), "Research Note – Continued Participation in Online Innovation Communities: Does Community Response Matter Equally for Everyone?", *Information Systems Research*, Vol. 24, n°4, p. 1112-1130.